

# Make Your Own Monster Valentine Mailbox!

Create this fun monster, and 'feed' it all of your valentines!

## WHAT YOU'LL NEED:

An empty tissue or shoe box

Safety scissors

Tape or glue

Crayons or markers

**1.**

Print out the attached sheets. Use the pre-colored sheets, or color in your own to design your own monster!

**2.**




Wrap your box with **Sheet 3**.  
(You may need to print multiple copies.)

**3.**

Cut a hole (or use the tissue box hole) for the mouth.

**4.**

Tape or glue the monster parts to your box.



Try different  
boxes to make  
all kinds of  
monsters!

*Join the conversation!*

[www.jimhensonsfamilyhub.com](http://www.jimhensonsfamilyhub.com)



Facebook.com/HensonFamilyHub



@HensonFamilyHub



